

## Daily Report Spices Complex



## DHANIYA

Dhaniya near month futures closed at Rs. 11470 a quintal, down Rs. -498 and traded in the range of Rs. 11316 – 12036 a quintal. Next month contract closed at Rs. 11536 a quintal, down Rs. -572 and fluctuated in the range of Rs. 11434 – 12042 a quintal.

## Futures Performance

52 week High	52 week Low
10,814	6,864

*\*52 Week high/low is taken for front month futures contract 20<sup>th</sup> rolling.*

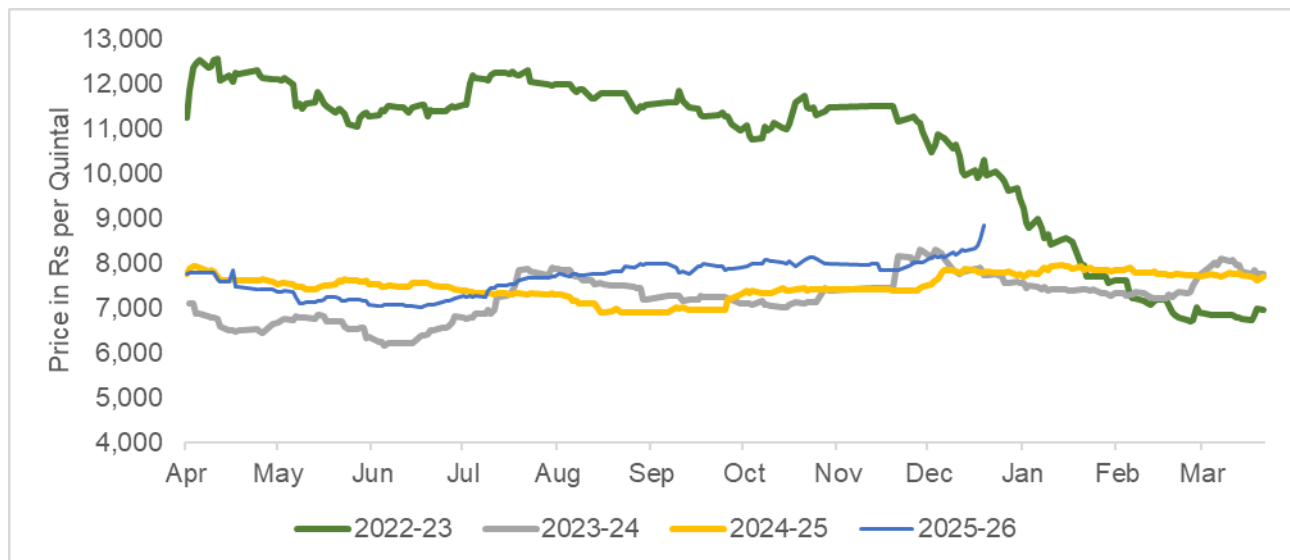
## Futures Price Movement (Basis modified to Gondal from April 2022 Expiry onwards)

Contract	Prev Close	Open	High	Low	Close	% Change	Volume (in Lots)	Volume (in MT)	OI (in Lots)	OI (in MT)	Volume (in Cr)	OI (in Cr)
DHANIYA Price: Rs per Qtl												
20-Apr-26	11,968	12,020	12,036	11,316	11,470	-4.16%	1,953	9,765	2,874	14,370	113	165
20-May-26	12,108	12,042	12,042	11,434	11,536	-4.72%	211	1,055	482	2,410	12	28
20-Jun-26	12,248	0	0	0	11,602	-5.27%	0	0	6	30	0	0
Total							2,164	10,820	3,362	16,810	125	193

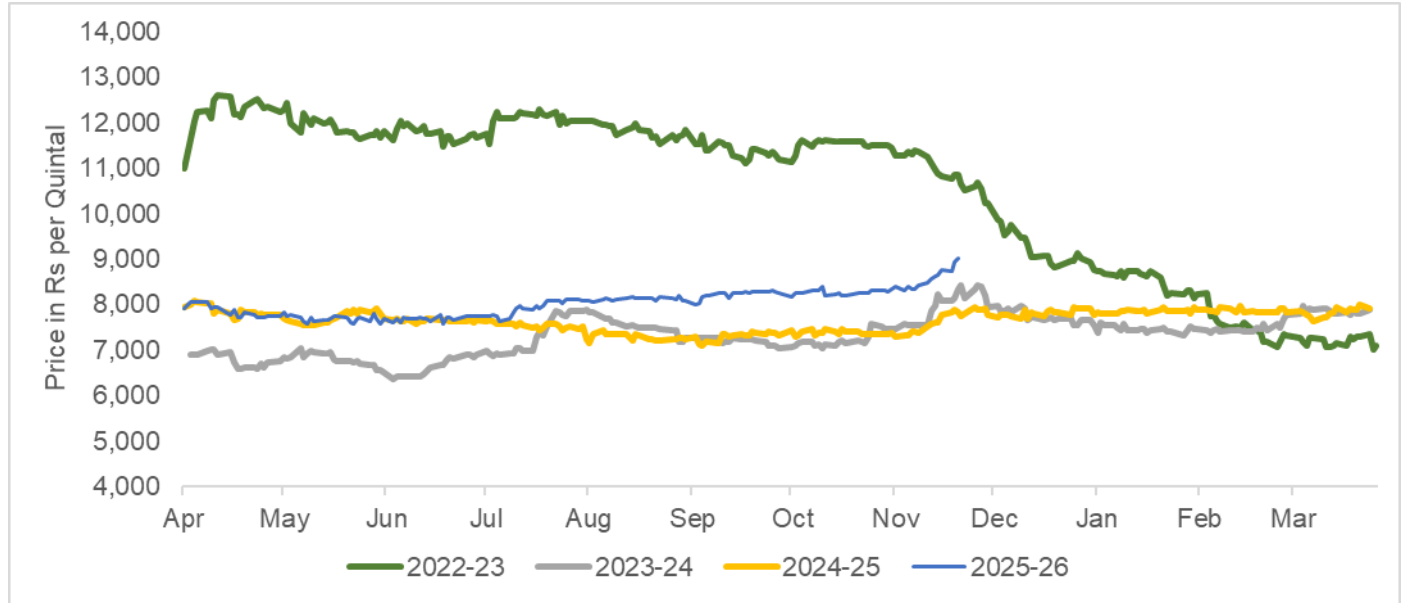
Spot Price: Rs/ Quintal		22-Jan-26
Gondal		10,466
Kota		10,891

*% Change are shown from previous days values.*

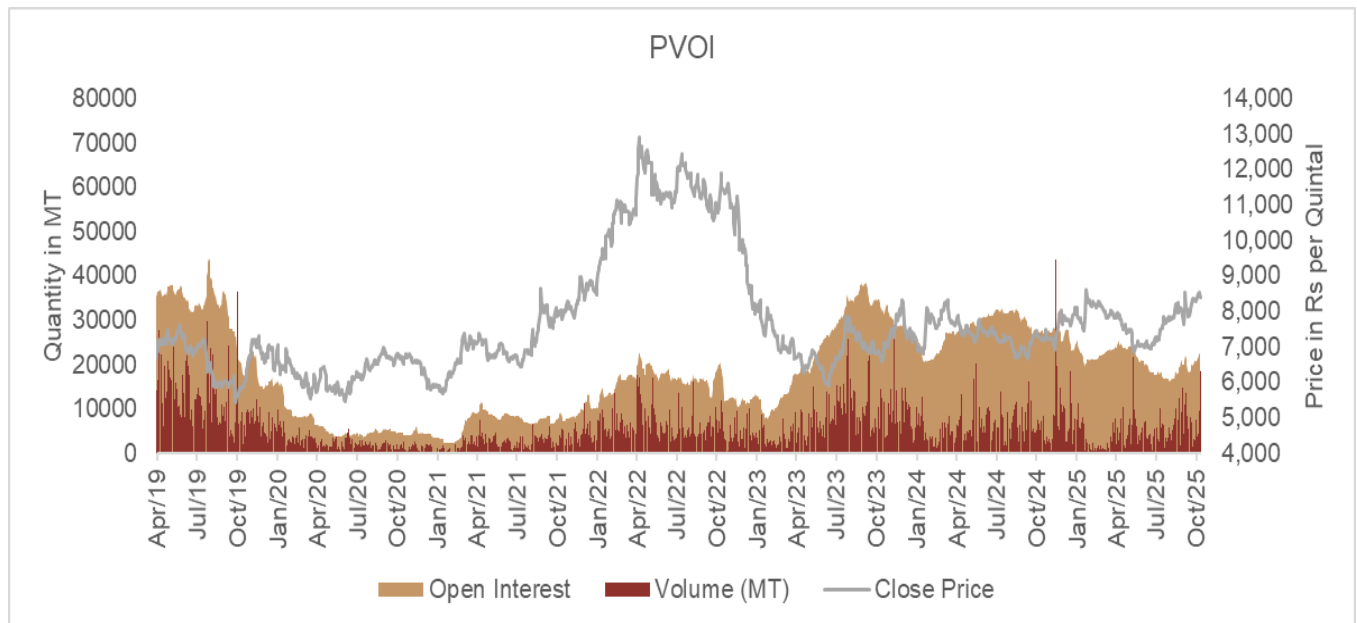
## Seasonal Price Chart – Gondal

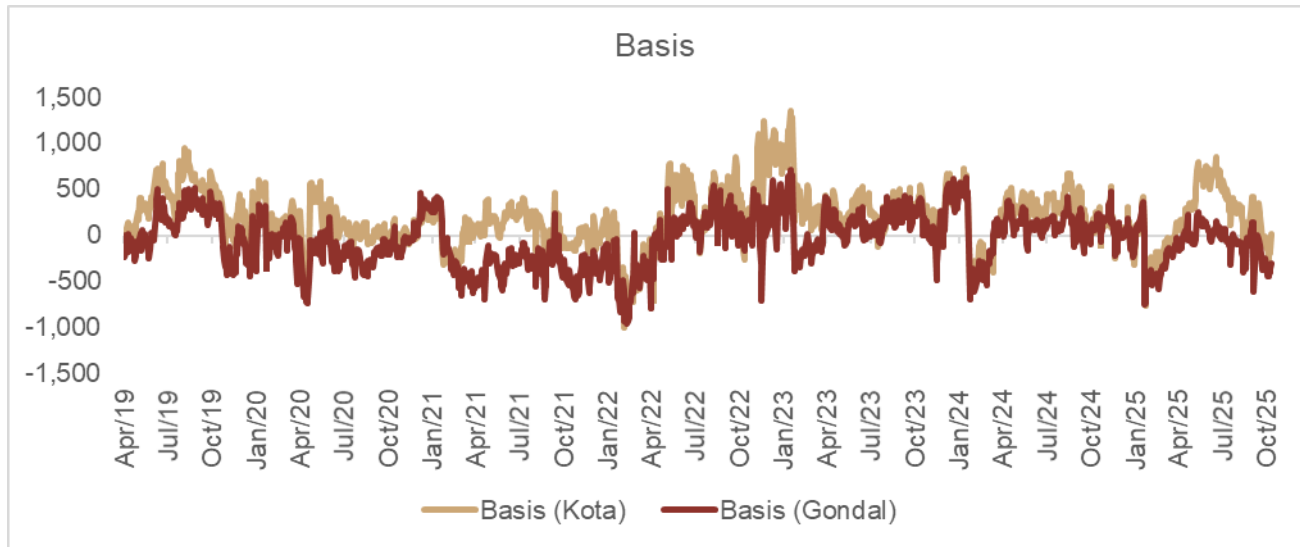


### Seasonal Price Chart – Kota



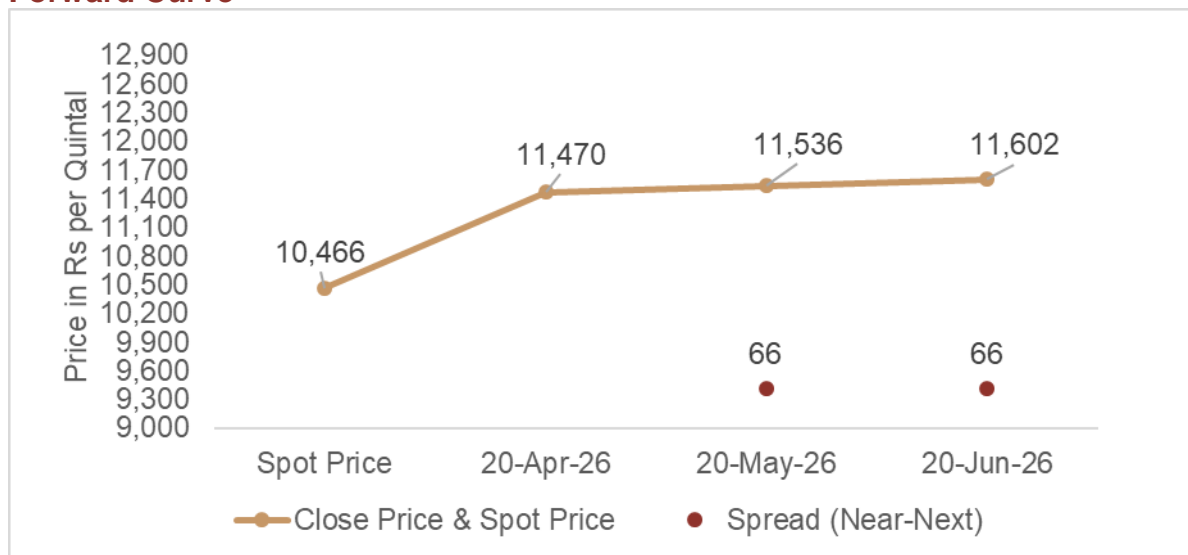
### Price Volume Open-Interest





21<sup>st</sup> Jan 2022, the Futures price is Basis Gondal

## Forward Curve



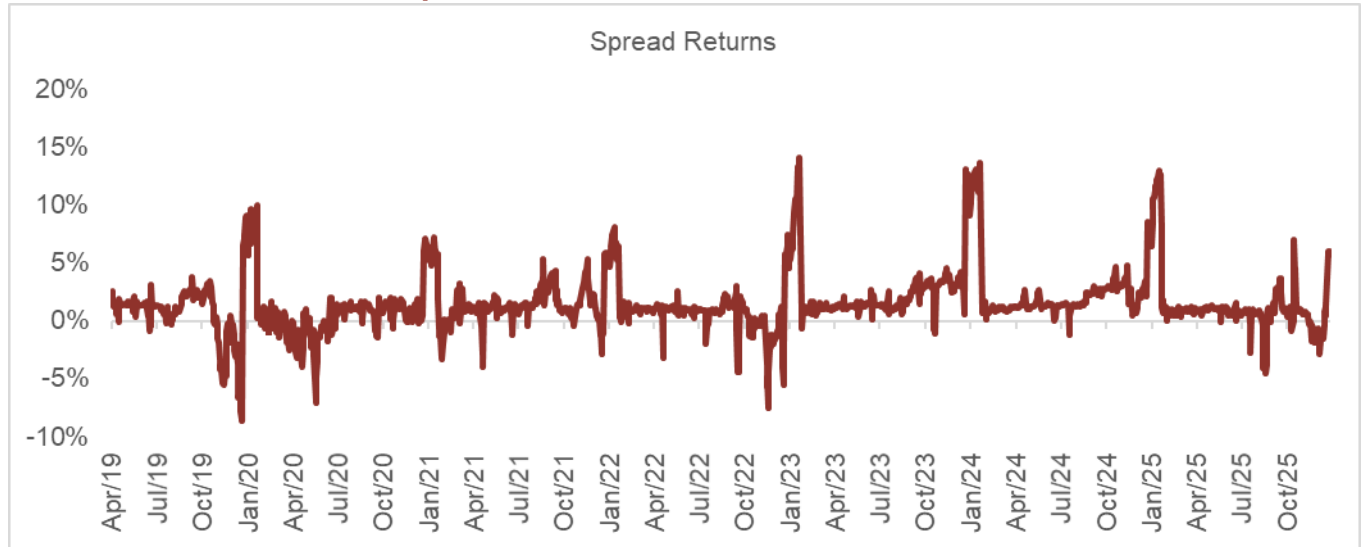
\*The forward curve represents prices for the new basis center at Gondal

## Spread Review

52 week High	52 week Low
1,138	-372

\*excluding seasonal spread data

### Near month – next month spread chart



\*Effective 21<sup>st</sup> Jan 2022, the Futures price is Basis Gondal

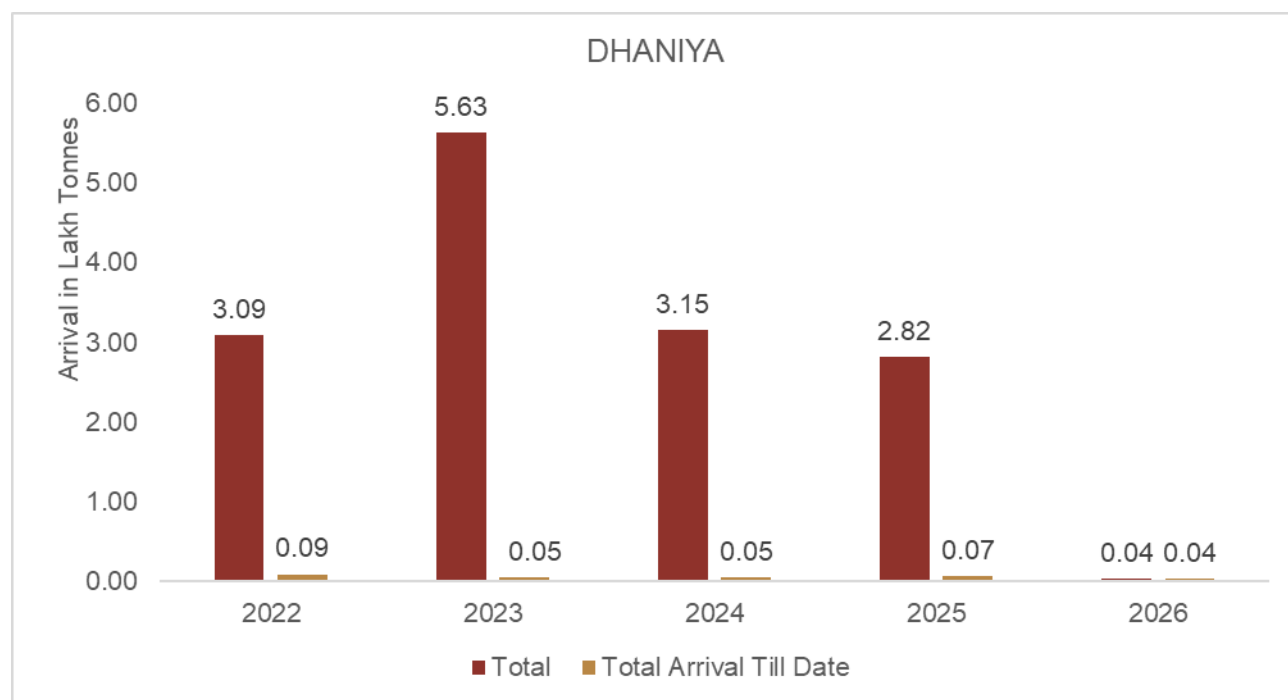
### Stock position in NCCL approved warehouses as on 21 Jan 2026

Location	Unencumbered Valid Stock (in MT)	Pledged Valid Stock (in MT)	Quantity in Process (in MT)	Total	
Gondal	4067	258	0	4,325	
Kota	608	0	0	608	
<b>Total</b>	<b>4,675</b>	<b>258</b>	<b>0</b>	<b>4,933</b>	<b>4,933</b>

### EDD wise Stock position in NCCL approved warehouses as on 21 Jan 2026

EDD	Gondal	EDD%	Kota	EDD%	Stock	EDD%
10-Feb-26	4,324	100%	608		4,932	0
<b>Total</b>	<b>4,324</b>		<b>668</b>		<b>4,992</b>	

### Arrival data as on 16 Jan 2026



*\*Source: Agmarknet*

## Jeera

### Futures Performance

Jeera near month futures closed at Rs. 24810 a quintal, down Rs. -60 and traded in the range of Rs. 24100 – 25130 a quintal. Next month contract closed at Rs. 24860 a quintal, down Rs. -230 and fluctuated in the range of Rs. 24400 – 25190 a quintal.

52 week High	52 week Low
25,180	18,615

*\*52 Week high/low is taken for front month futures contract 20<sup>th</sup> rolling.*

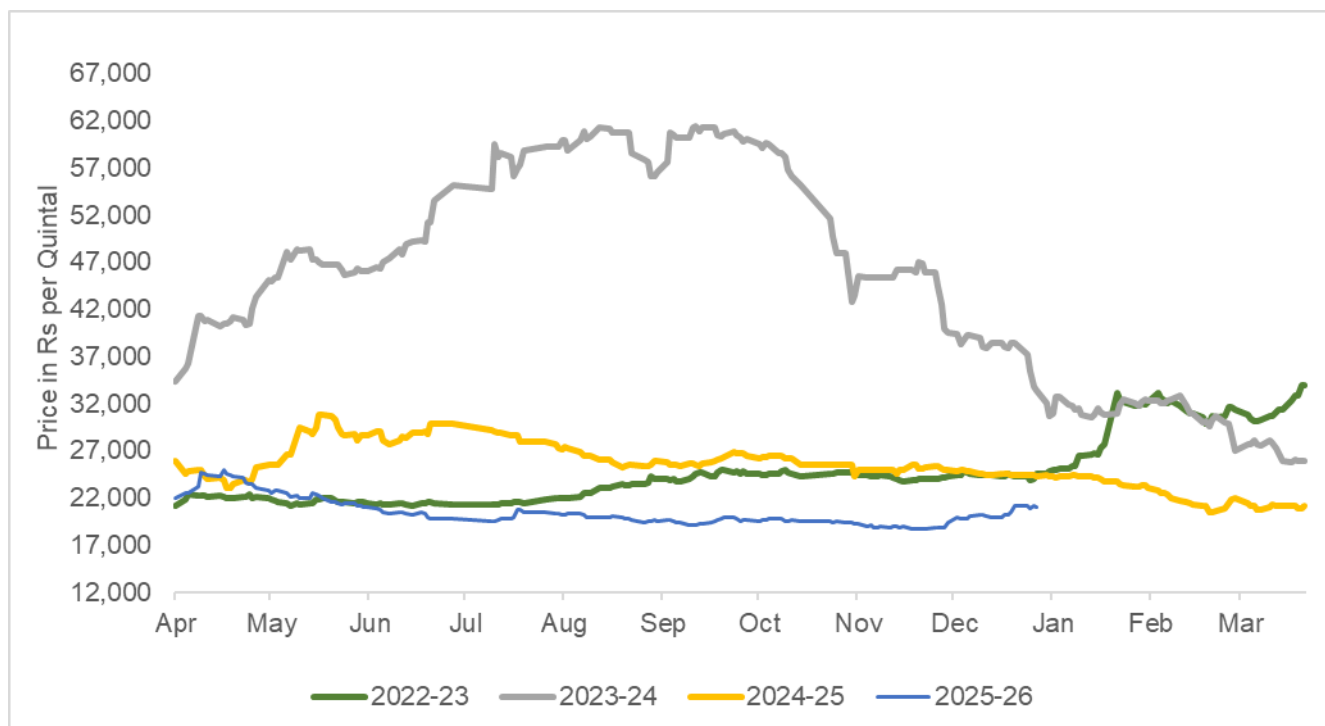
### Futures Price Movement

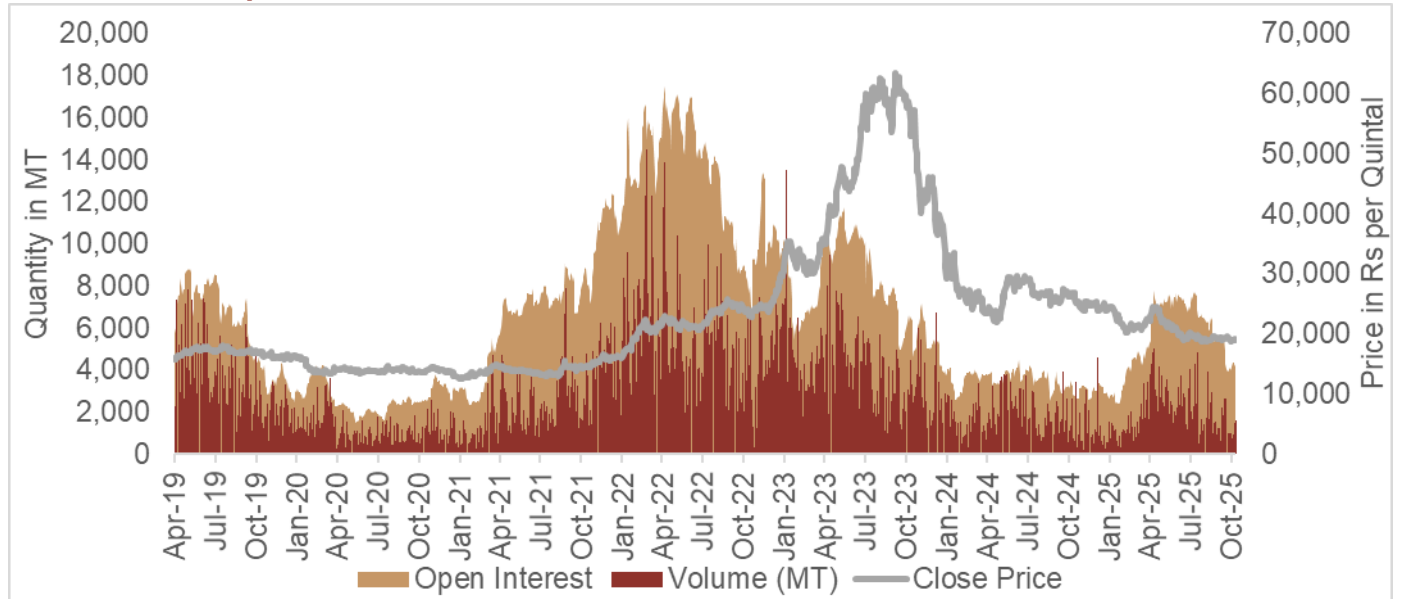
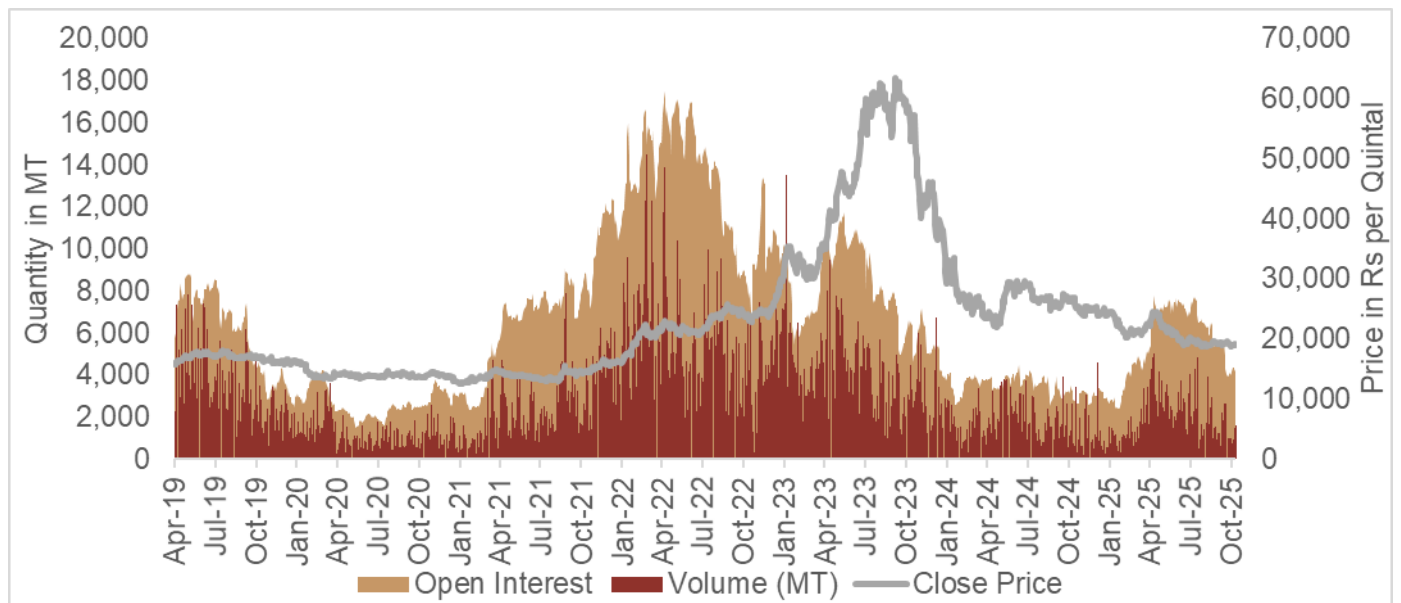
Contract	Prev Close	Open	High	Low	Close	% Change	Volume (in Lots)	Volume (in MT)	OI (in Lots)	OI (in MT)	Volume (in Cr)	OI (in Cr)
JEERAUNJHA Price: Rs per Qtl												
20-Mar-26	24,870	24,870	25,130	24,100	24,810	-0.24%	966	2,898	1,914	5,742	71.61	142.46
20-Apr-26	25,090	24,400	25,190	24,400	24,860	-0.92%	176	528	147	441	13.15	10.96
20-May-26	25,480	25,300	25,300	25,300	25,300	-0.71%	1	3	0	0	0.08	0.00
Total							1,143	3,429	2,061	6,183	85	153

Spot Price: Rs/ Quintal		22-Jan-26
Unjha		23,552
Jodhpur		24,500

*% Change are shown from previous days values.*

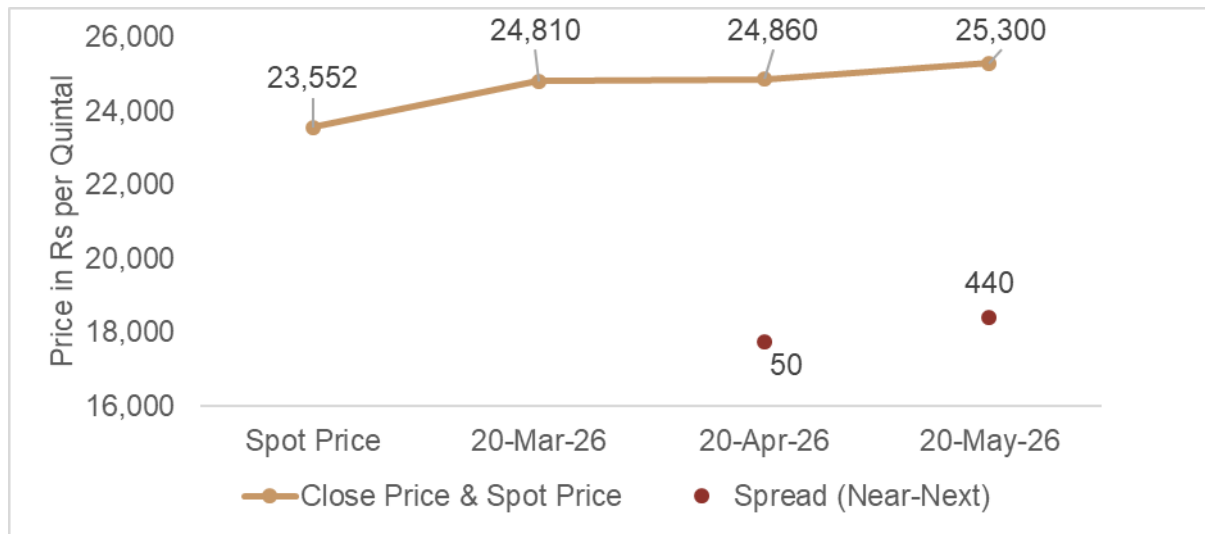
### Seasonal Price Chart



**Price Volume Open-Interest**

**Basis movement**




## Forward Curve

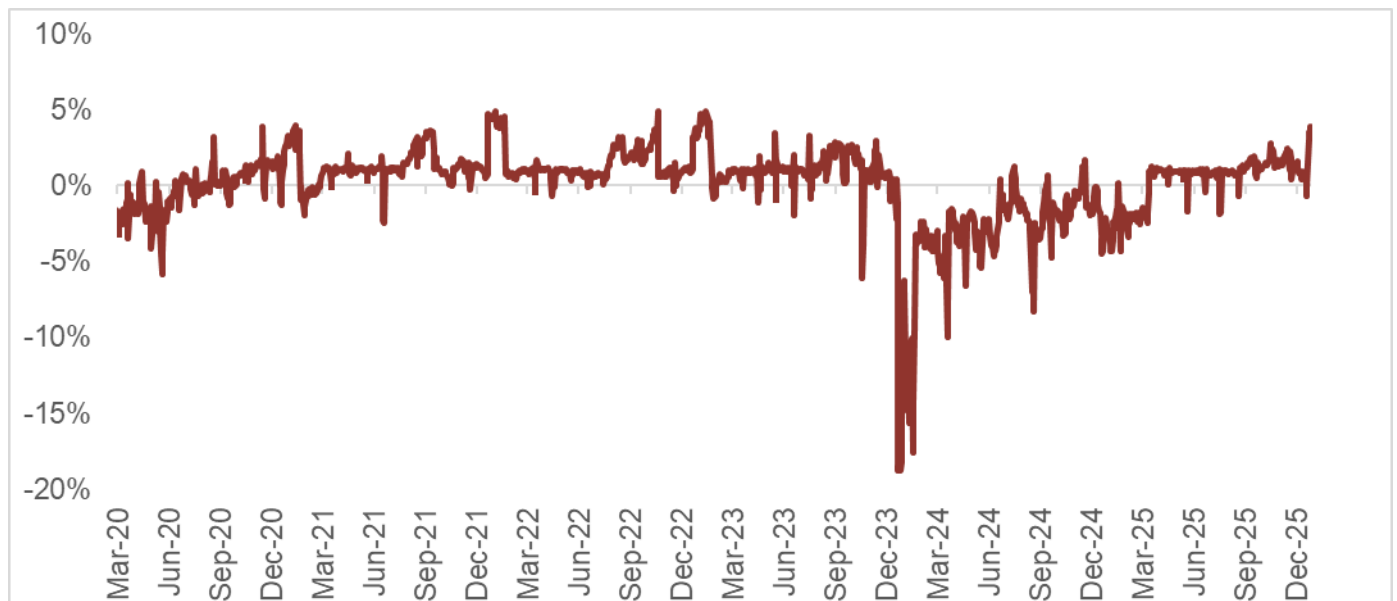


## Spread Review

52 week High	52 week Low
1,320	-1,050

*\*excluding seasonal spread data*

## Near month – next month spread chart



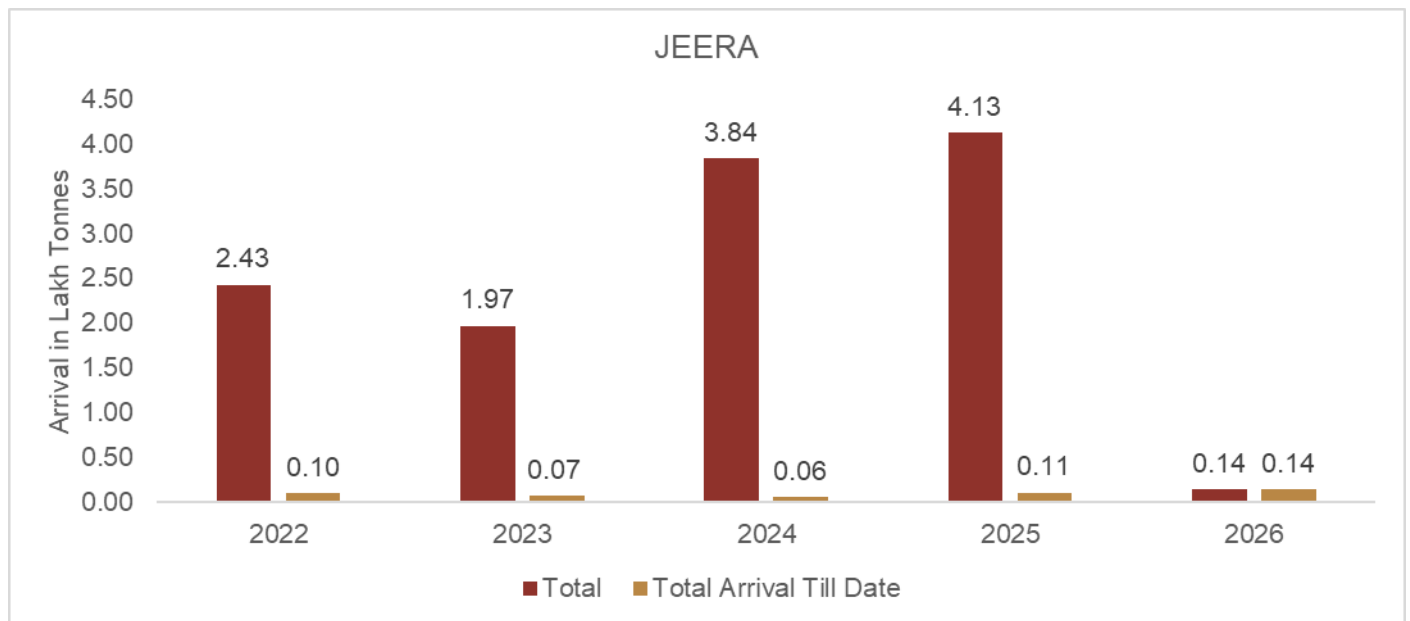
### Stock position in NCCL approved warehouses as on 21 Jan 2026

Location	Unencumbered Valid Stock (in MT)	Pledged Valid Stock (in MT)	Quantity in Process (in MT)	Total	
Unjha	2,114	143	0	2,257	
Jodhpur	0	0	0	0	
<b>Total</b>	<b>2,114</b>	<b>143</b>	<b>0</b>	<b>2,257</b>	<b>2,257</b>

### EDD wise Stock position in NCCL approved warehouses as on 21 Jan 2026

EDD	Unjha	EDD%	Jodhpur	EDD%	Stock	EDD%
10-Feb-26	2256	100%	0	0	2,256	0
<b>Total</b>	<b>2,256</b>		<b>0</b>		<b>2,256</b>	

### Arrival data as on 16 Jan 2026



\*Source: Agmarknet

## Turmeric

### Futures Performance

Turmeric near month futures closed at Rs. 17854 a quintal, down Rs. -94 and traded in the range of Rs. 17624 – 18000 a quintal. Next month contract closed at Rs. 17868 a quintal, down Rs. -122 and fluctuated in the range of Rs. 17646 – 17976 a quintal.

52 week High	52 week Low
1,228	-1,970

*\*52 Week high/low is taken for front month futures contract 20<sup>th</sup> rolling.*

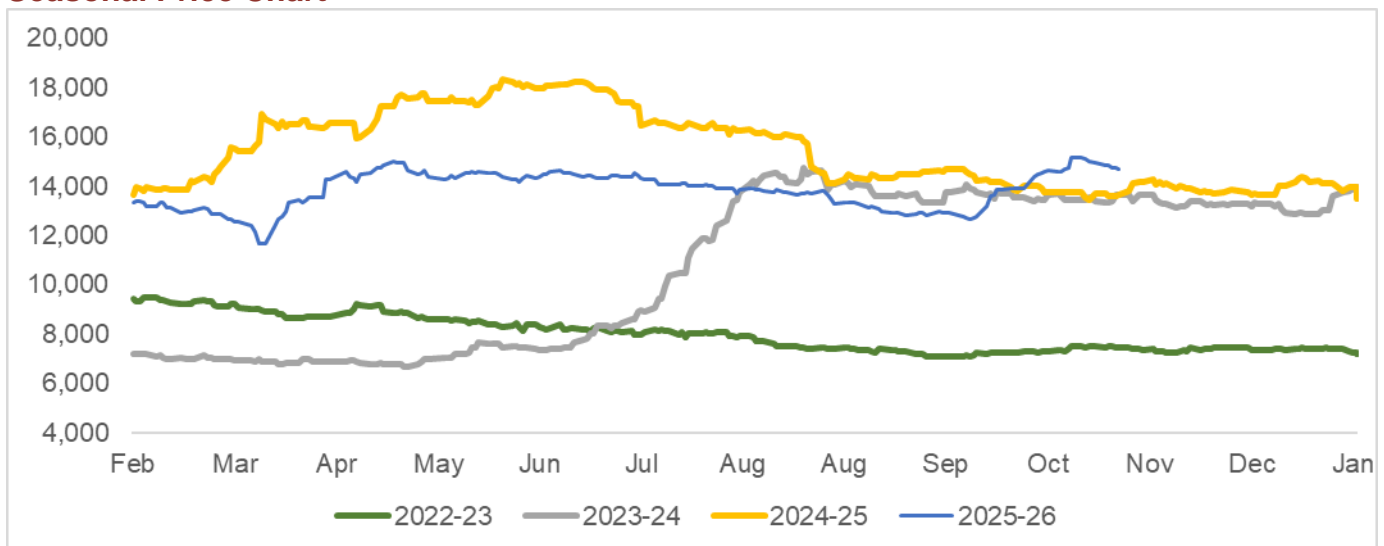
### Futures Price Movement (Basis modified to Farmer Polished Nizamabad Fingers from April 2022 Expiry onwards)

	Prev Close	Open	High	Low	Close	% Change	Volume (in Lots)	Volume (in MT)	OI (in Lots)	OI (in MT)	Volume (in Cr)	OI (in Cr)
<b>TMCFGRNZM Price: Rs per Qtl</b>												
20-Apr-26	17,948	17,940	18,000	17,624	17,854	-0.52%	421	2,105	3,467	17,335	37.47	309.50
20-May-26	17,990	17,926	17,976	17,646	17,868	-0.68%	106	530	320	1,600	9.46	28.59
19-Jun-26	18,032	17,462	17,462	17,462	17,462	-3.16%	1	5	9	45	0.09	0.79
<b>Total</b>							<b>528</b>	<b>2,640</b>	<b>3,796</b>	<b>18,980</b>	<b>47</b>	<b>339</b>

Spot Price: Rs/ Quintal		22-Jan-26
Nizamabad - Farmer Polished		16,806
Nizamabad - Unpolished		15,967

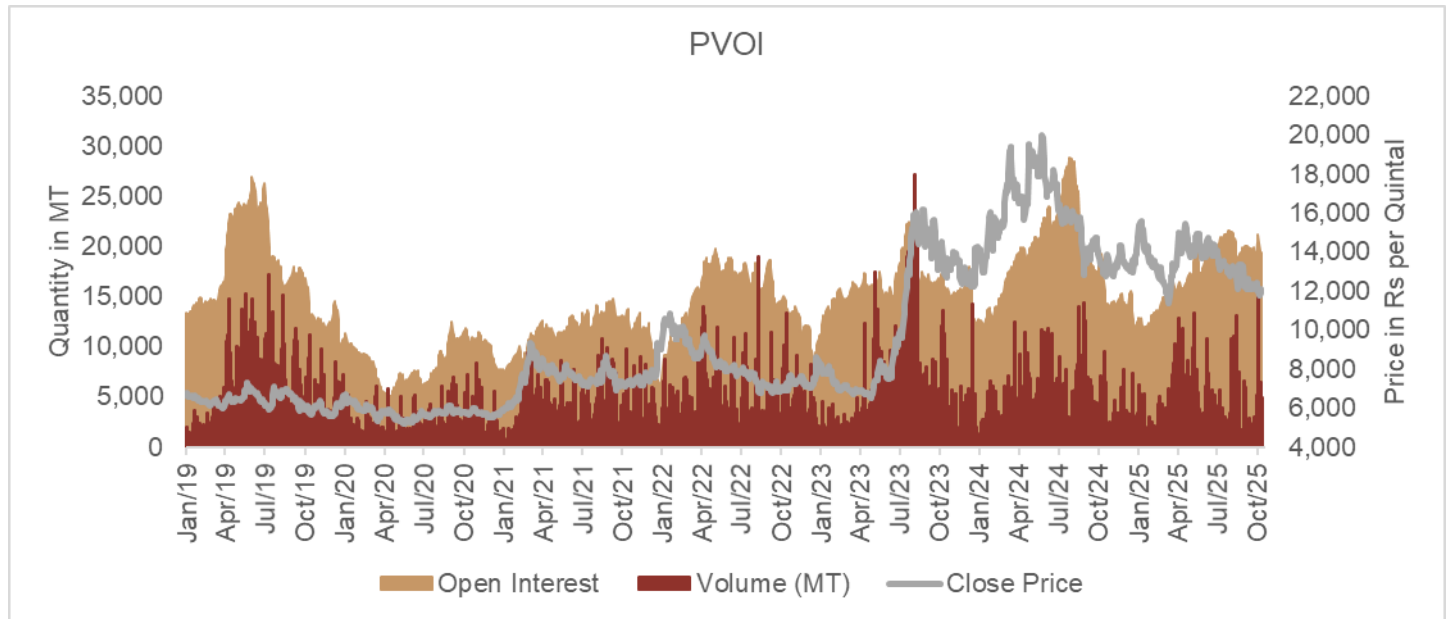
*% Change are shown from previous days values.*

### Seasonal Price Chart

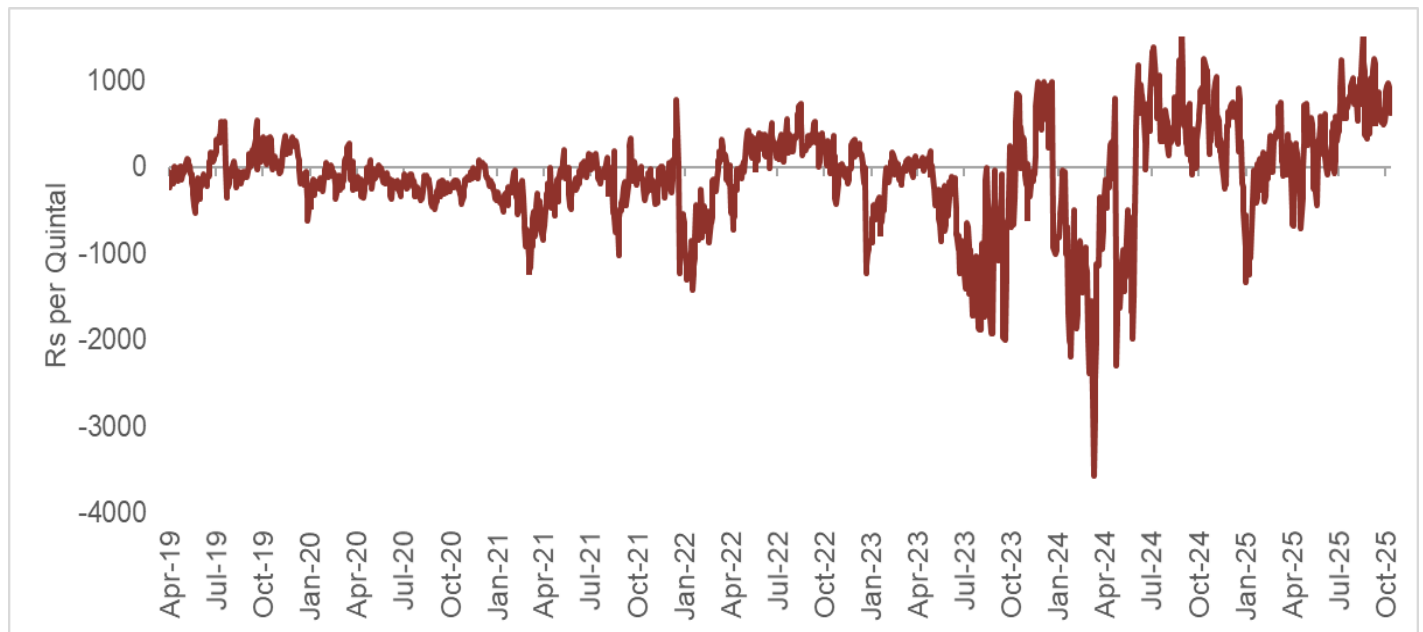


*\*Effective 30 Dec 2021, the spot price is for Farmer Polished Nizamabad Fingers*

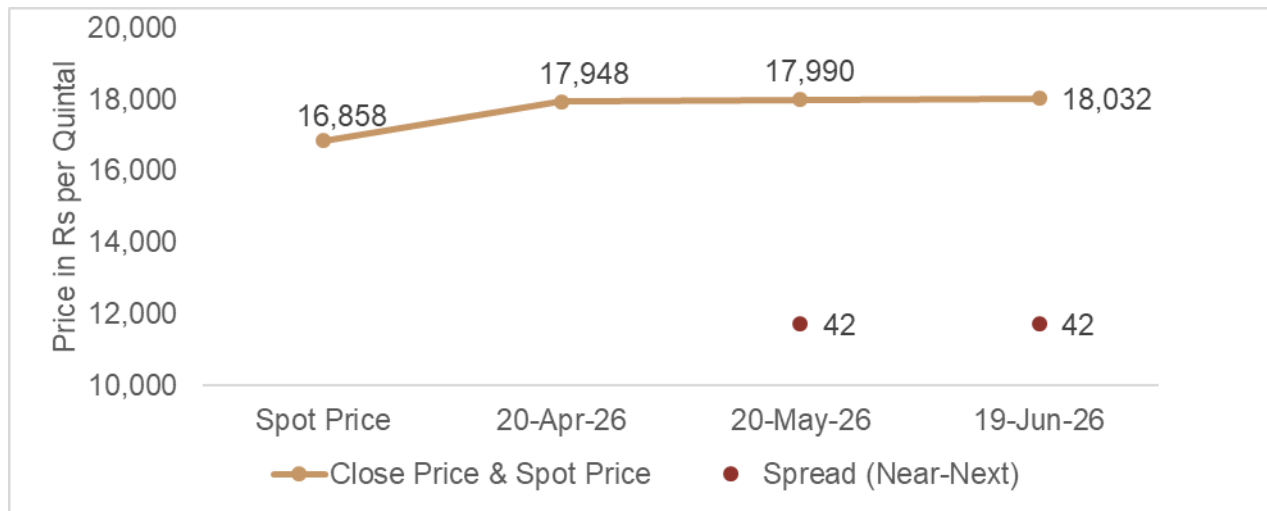
## Price Volume Open-Interest



## Basis movement – Nizamabad centre



## Forward Curve

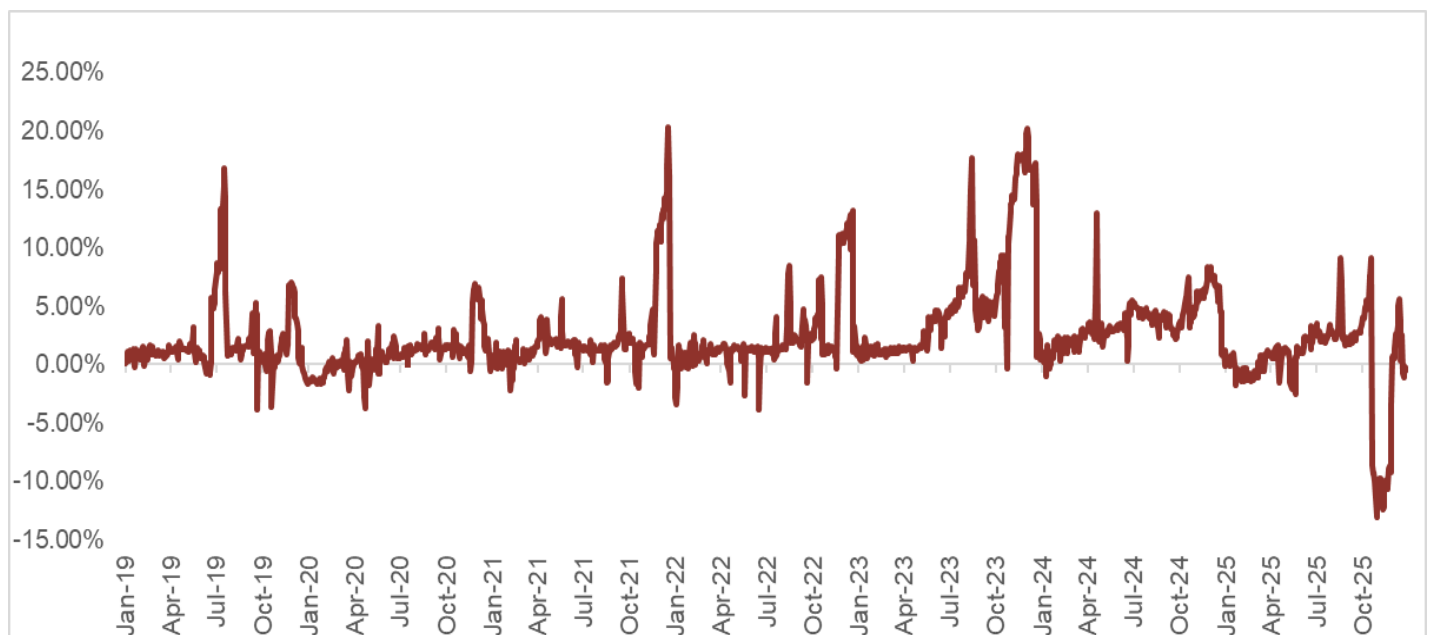


## Spread Review

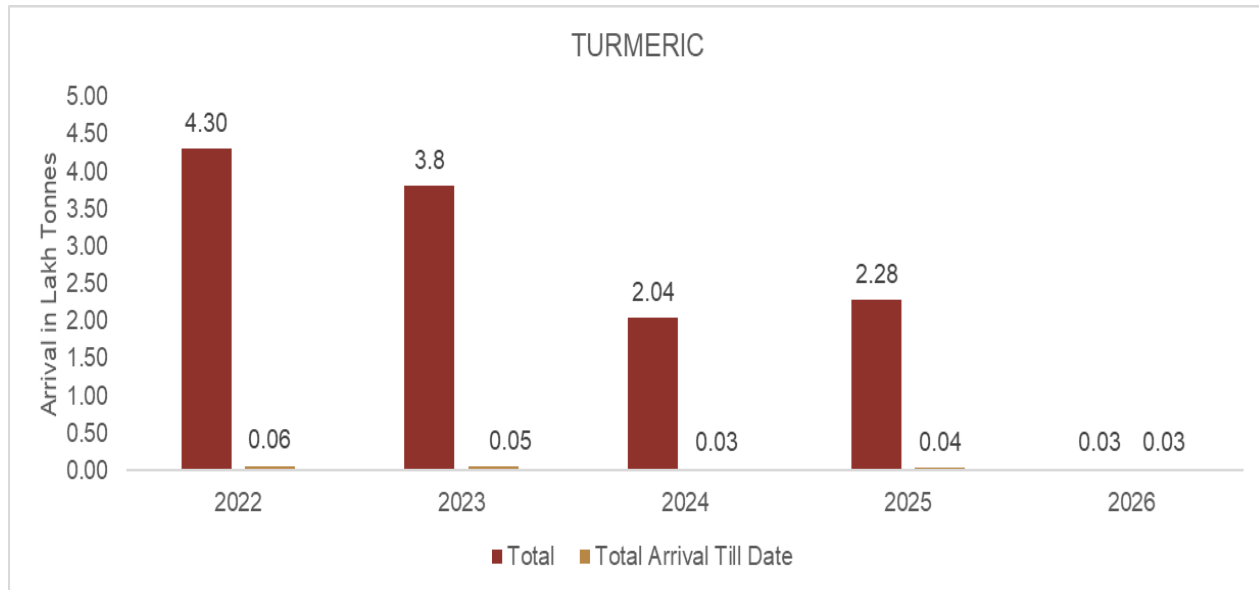
52 week High	52 week Low
1,228	-1,970

*\*excluding seasonal spread data*

## Near month – next month spread chart



### Arrival data as on 16 Jan 2026



\*Source: Agmarknet

### Stock position in NCCL approved warehouses as on 21 Jan 2026

Location- Variety	Unencumbered Valid Stock (in MT)	Pledged Valid Stock (in MT)	Quantity in Process (in MT)	Total	
Nizamabad Unpolished	0	0	0	0	0
Nizamabad Finger Polished	0	0	0	0	0
Sangli - Rajapuri	0	0	0	0	0
Basmat - Salem	0	0	0	0	0
Erode	0	0	0	0	0
<b>Total</b>	<b>0</b>	<b>0</b>	<b>0</b>	<b>0</b>	<b>0</b>

### EDD wise Stock position in NCCL approved warehouses as on 21 Jan 2026

EDD	TURMERIC-NIZAMABAD (FARMER POLISHED)	EDD%	TURMERIC-NIZAMABAD (UNPOLISHED)	EDD%	TURMERIC-RAJAPORE	EDD%	TURMERIC-NIZAMABAD - Sangli - (FARMER POLISHED)	EDD%	Turmeric - Basmat	EDD%	Turmeric - Erode Salem	EDD%	Stock	EDD%
<b>Total</b>	<b>0</b>		<b>0</b>		<b>0</b>		<b>0</b>		<b>0</b>		<b>0</b>		<b>0</b>	

### Important Links

Product pages

<https://www.ncdex.com/GlobalSearch/Search.aspx?SearchText=DHANIYA&SearchTitle=CORIANDER>

<https://www.ncdex.com/GlobalSearch/Search.aspx?SearchText=JEERAUNJHA&SearchTitle=JEERA>

<https://www.ncdex.com/GlobalSearch/Search.aspx?SearchText=TMCFGRNZM&SearchTitle=TURMERIC>

Agmarknet - <http://agmarknet.gov.in/>

Ministry of Agriculture - <http://agricoop.nic.in/>

## Disclaimer

---

This Report is for general information of the recipients. The views and opinions expressed in this document may or may not match the views of the reader. It does not constitute a personal recommendation or take into account the particular investment objectives, financial situations, or other needs of the reader. This document is not intended to be and must not be taken as the basis for any investment decision. It should be noted that the information contained herein is from publicly available data or other sources believed to be reliable. We are not soliciting any action based upon this material. Neither NCDEX, nor any person connected with it, accepts any liability arising from the use of this document.